

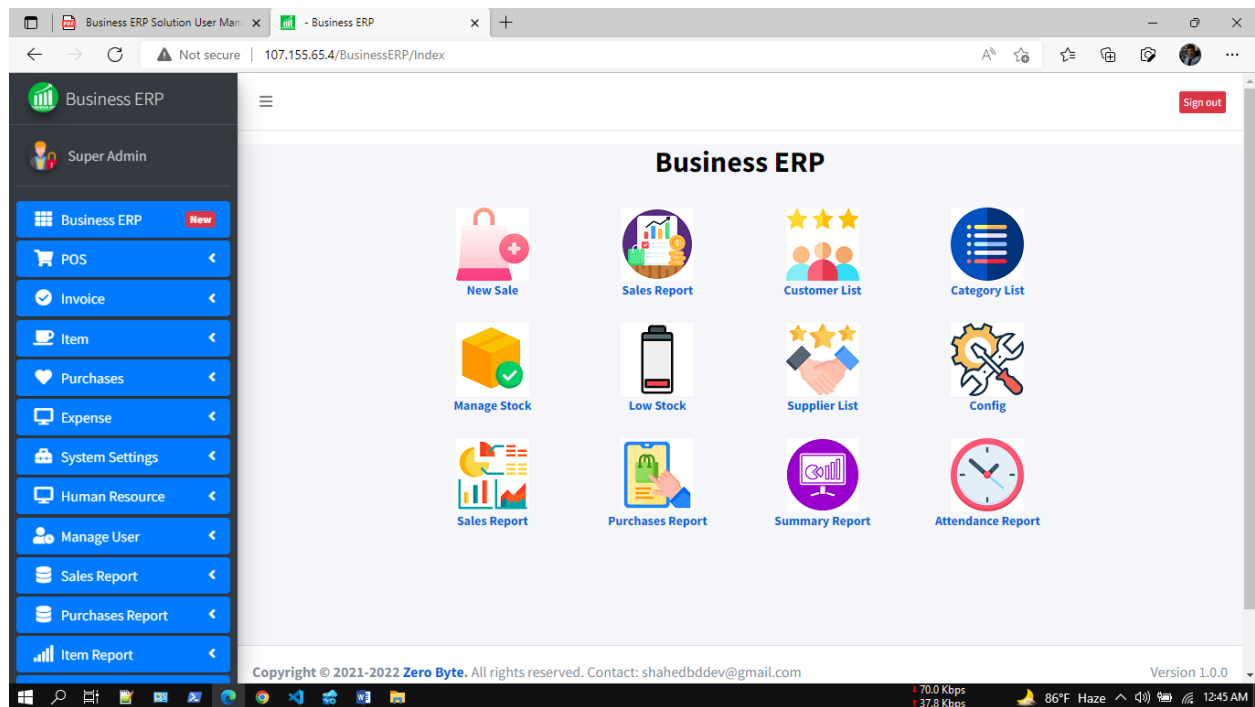
# Business ERP Solution-User Manual

Business ERP Solution/Product/POS/Company Management is an awesome business application, complete web solution to manage your business smartly. Business ERP solutions not only help you to manage your business but also you can completely keep track your sales, inventory, expenses, and purchase module with good historical and reporting data. It has a number of built-in reports to manage stock, payments, expenses, purchases, item bar code, employee attendance, etc.

There are plenty of interesting features that will definitely boost your business up. Those features are going to make your work so easily and give you ultimate control over your entire business.

Update your stock information, make purchases and view sales data from anywhere whether in the office, at home, in the warehouse, or on the go. All you need to access this a device with internet connection.

Business ERP Solution/Product/POS/Company Management is a .NET Core/jQuery-based web application that allows you to manage your sales, expense, purchase and inventory from anywhere.



## Core Feature

### Sales

Superfast invoice generation and print invoices with multiple options will definitely add another dimension to your business. Also, you can instantly share invoices through email instantly.

### Inventory

Fully integrated inventory module with this application. You can add, edit and manage your inventory item super easily. You can check every item's transaction history. All items have a dynamic barcode tag.

## **POS**

Point Of Sale (POS) module has been integrated with this application. You can easily sell your items and generate invoices so quickly.

## **Expense**

Company all-expense you can manage using this application. Have multiple reports to track company expenses properly.

## **Purchase**

You can track all of your purchase histories using this application so quickly. This module automatically adjusts the newly added items into your inventory. Have multiple reports to visualize the entire purchase module.

## **Dashboard**

With Overview & Best Seller Pie Chart, Latest Nine (Invoice Today, Invoice Monthly, Sales Today, Sales Monthly, Total Item, Total Item Quantity, Low Items, Out of Stock, Due Invoice) items summary.

## **Item Variations**

Create different sizes, categories, or any attributes you define for your items. You can track inventory down to the variation and even have different prices per variation.

## **Item modifiers**

Modify inventory item, customer invoice easily. Choose add-ons to dishes or how they're prepared in one click.

## **Reports**

Get comprehensive insights into your business with 20+ detailed reports designed for you. Overview & item stock, product quantity and damage item, general profit and/or loss report, sales, purchases, customer, suppliers and staff user reports.

## **Currency Exchange**

Easily accept any Currency Denomination While making a Sale or Return.

## **Barcode Label Printing**

Easily create barcode labels for your products when they arrive in your store or on-demand.

## **Payment Type**

Credit Card, EBT/EBT Processing, Cash, Check, Gift cards you can define your own custom payment methods.

## **Serial Numbers**

You can now manage items with serial numbers, relation with barcode and optionally you can also assign different prices depending on the serial number.

## **Custom Receipts**

Easily customize your receipts to match what you need for your business. There are 5 different configuration options for making your receipts how you want them.

## **Inventory history**

Gain insights into the flow of your inventory by viewing the adjustment log.

## **Admin LTE Theme :**

Use the excellent and responsive theme in a low ambient light environment to reduce eyestrain. It provides a range of responsive, reusable, and commonly used components.

## **People**

Manager, staff users, billers (selling companies), customers, suppliers and employee.

## **Settings**

Easily manage the app with settings for logo, categories, variants, currencies, custom page access, and identity option.

## **Much more**

User login history, user management, email configuration, nice UI.

## **Technical Features**

1. ASP.NET Core 6.0
2. EF Core code first
3. Identity Core
4. MSSQL/MySQL
5. Partial page update CRUD operation
6. Razor and jQuery for FE
7. jQuery DataTable for faster data load
8. Sweet Alert2 and Toaster notification
9. select2 dropdown
10. ASP.NET Core MVC Architecture
11. Swagger for API documentation
12. Dependency Injection
13. Standard Naming conventions
14. JWT Token Based Authentication and Claim Based Authorization
15. All Methods are Async/Await
16. CORS Settings
17. Docker Support

## **Technologies:**

Microsoft Visual Studio Community 2019 or later, ASP.NET Core 6.0, Identity Core, Entity Framework Code First, MSSQL SERVER 2017/MySQL, AdminLTE 3.0.5, JavaScript, jQuery data table, bootstrap 4, sweetalert, toastr, Fontawesome etc.

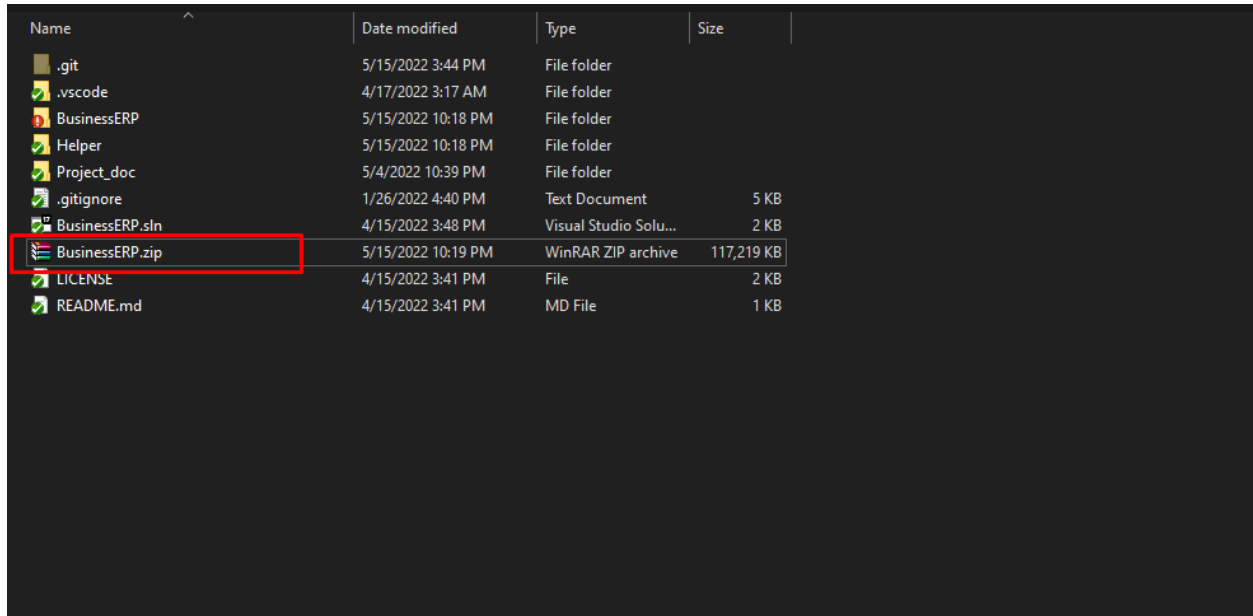
## **Prerequisite Application:**

Microsoft Visual Studio Community 2019 or later, .Net Core 6.0, MS SQL SERVER 2017/MySQL, IIS, Chrome/Edge Browser.

## How to run this Project:

### Step 1:

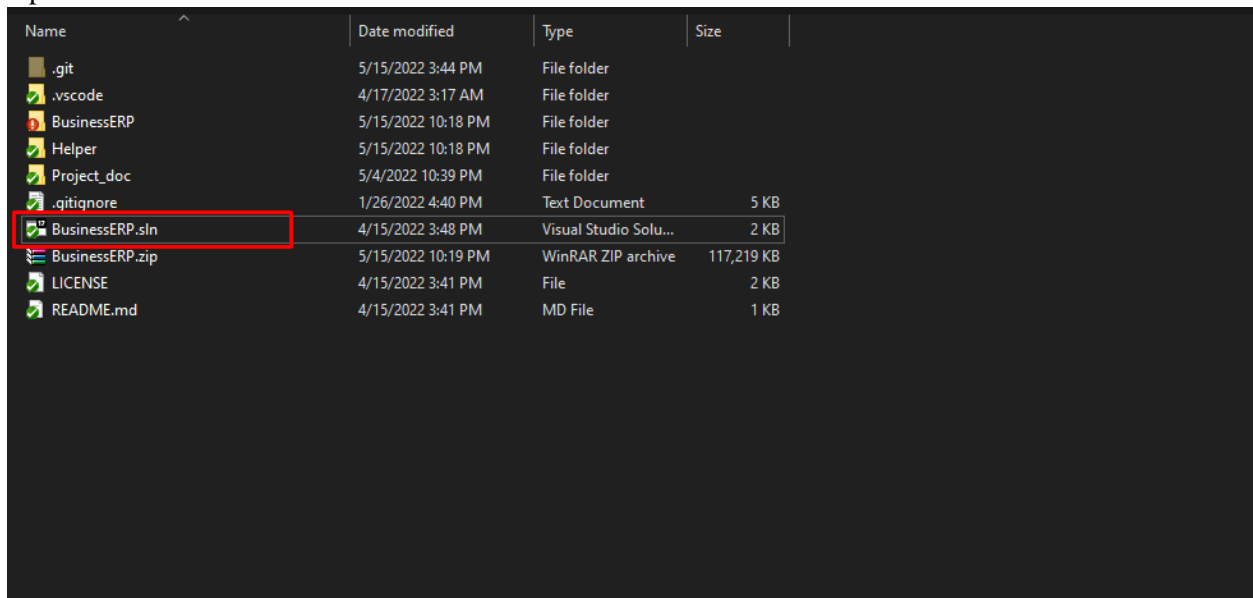
Unzip the downloaded zip folder (BusinessERP.zip)



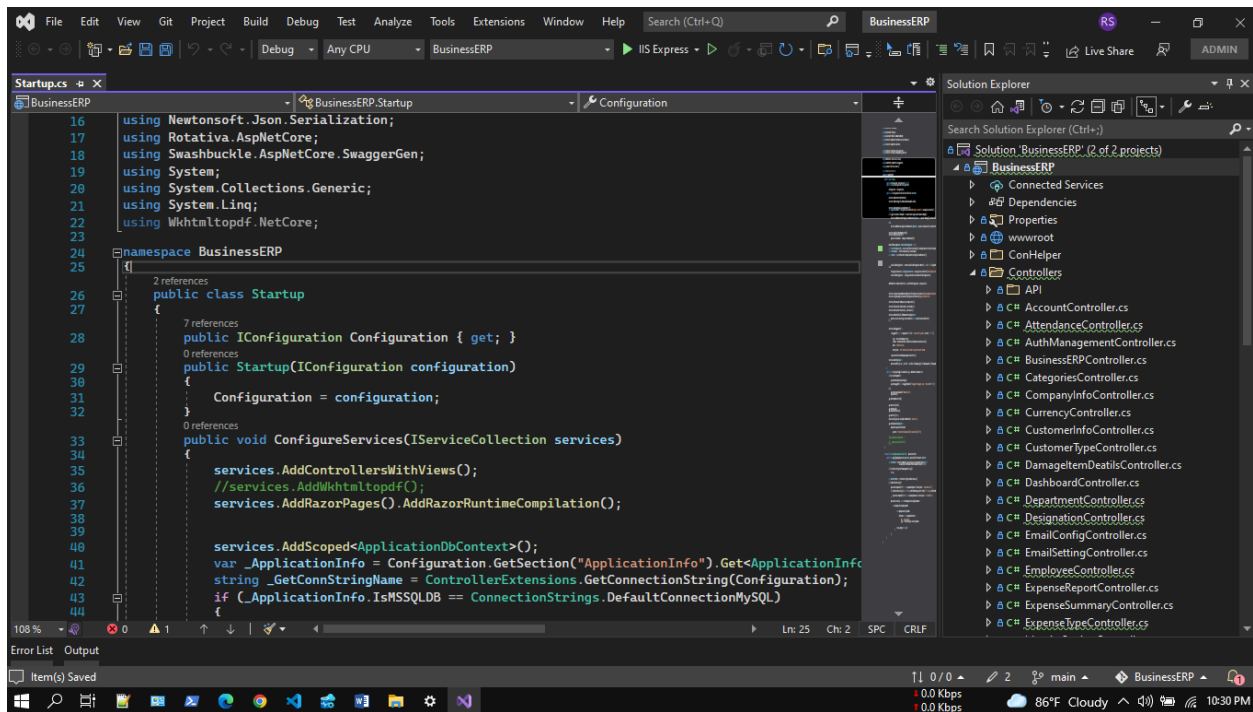
Name	Date modified	Type	Size
.git	5/15/2022 3:44 PM	File folder	
.vscode	4/17/2022 3:17 AM	File folder	
BusinessERP	5/15/2022 10:18 PM	File folder	
Helper	5/15/2022 10:18 PM	File folder	
Project_doc	5/4/2022 10:39 PM	File folder	
.gitignore	1/26/2022 4:40 PM	Text Document	5 KB
BusinessERP.sln	4/15/2022 3:48 PM	Visual Studio Solu...	2 KB
BusinessERP.zip	5/15/2022 10:19 PM	WinRAR ZIP archive	117,219 KB
LICENSE	4/15/2022 3:41 PM	File	2 KB
README.md	4/15/2022 3:41 PM	MD File	1 KB

### Step 2:

Open BusinessERP.sln file with Visual Studio 2019/2022



Name	Date modified	Type	Size
.git	5/15/2022 3:44 PM	File folder	
.vscode	4/17/2022 3:17 AM	File folder	
BusinessERP	5/15/2022 10:18 PM	File folder	
Helper	5/15/2022 10:18 PM	File folder	
Project_doc	5/4/2022 10:39 PM	File folder	
.gitignore	1/26/2022 4:40 PM	Text Document	5 KB
BusinessERP.sln	4/15/2022 3:48 PM	Visual Studio Solu...	2 KB
BusinessERP.zip	5/15/2022 10:19 PM	WinRAR ZIP archive	117,219 KB
LICENSE	4/15/2022 3:41 PM	File	2 KB
README.md	4/15/2022 3:41 PM	MD File	1 KB



### Step 3:

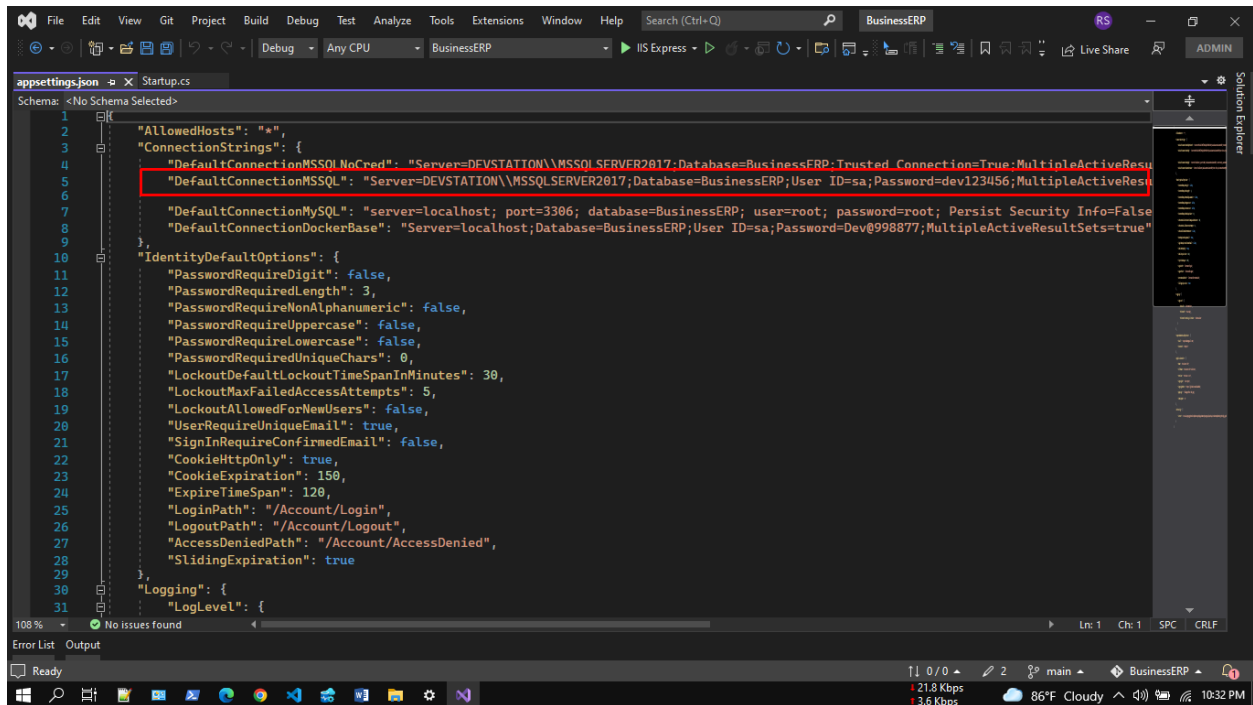
Update database connection: appsettings.json

“DefaultConnection”: “Server=DEVSTATION\MSSQLSERVER2017; Database=BusinessERP; User ID=sa; Password=dev123456”

Server=Your MSSQL Server Name

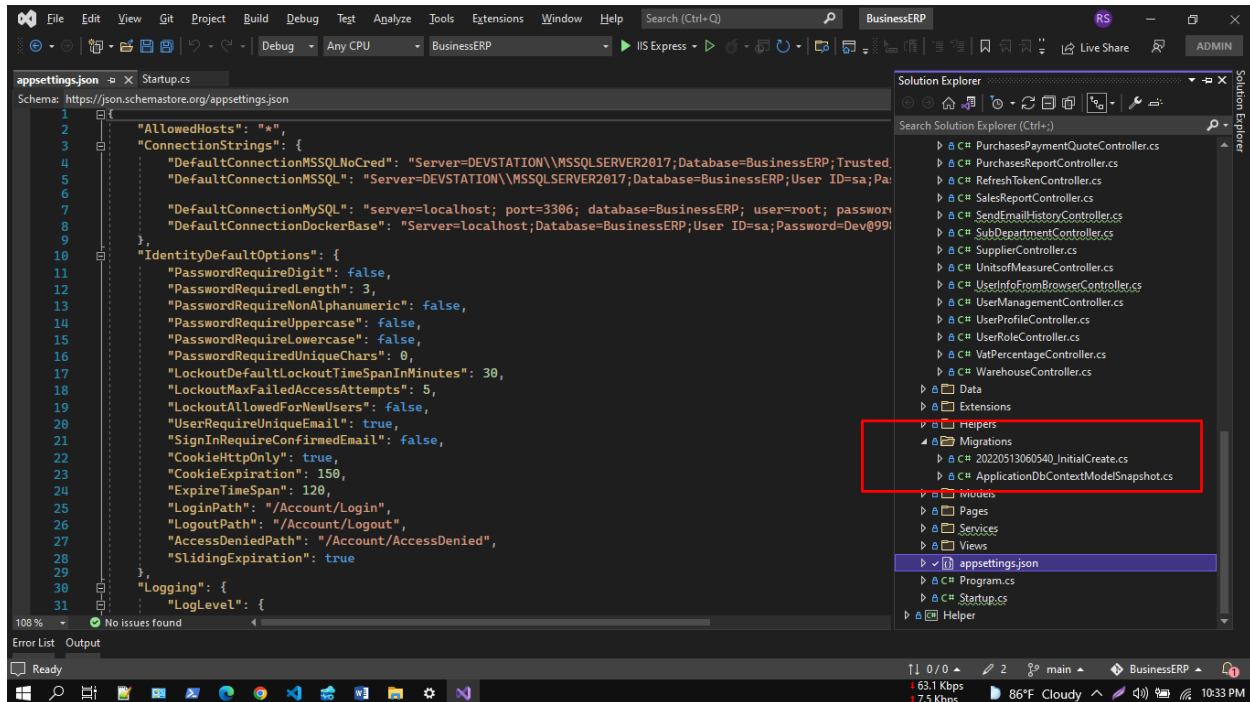
User ID= Your MSSQL Server User Name

Password= Your MSSQL Server User Password



#### Step 4:

No need to create new migration rule and update database. You just need to build and run the application. Already initial migration rule included with project. Please make sure MS SQL server running properly.



#### Step 5:

5.1: Build application by pressing f6

5.2: Run application by pressing f5  
<https://localhost:5001/Account/Login>

User Name: [admin@gmail.com](mailto:admin@gmail.com)

Password: 123

#### Swagger:

<http://localhost:5000/swagger/index.html>

Initially in the SQL server, relevant tables and data will be created in the database dynamically as code first approach.

## Step 6:

Browse full application.

The screenshot shows the Business ERP dashboard with a sidebar menu on the left. The main content area displays several key performance indicators (KPIs) in a grid format:

- Invoice Today: 0
- Invoice This Month: 3
- Sales Today: 0
- Sales This Month: 1319
- Total Item: 25
- Total Item Quantity: 5110
- Low Items: 0
- Out of Stock: 0
- Due Invoice: 2

Below the KPIs is a section titled "Recent Invoice" containing a table with the following data:

SL	Invoice No	Customer Name	Amount	Paid Amount	Due Amount	Payment Status	Invoice Date	
1	INV4	Walk in Customer	152.41	152.41	0	Paid	Friday, 13 May 2022 16:10:39	Print
2	INV2	Walk in Customer	260.61	0	260.61	Unpaid	Friday, 13 May 2022 16:10:03	Print
3	INV1	Walk in Customer	906.61	0	906.61	Unpaid	Friday, 13 May 2022 16:09:18	Print

At the bottom of the dashboard, it states: "Monthly Sales Amount in last 12 months is : 152.41".

The screenshot shows the Business ERP dashboard with a sidebar menu on the left. The main content area displays a grid of functional modules:

- New Sale
- Sales Report
- Customer List
- Category List
- Manage Stock
- Low Stock
- Supplier List
- Config
- Sales Report
- Purchases Report
- Summary Report
- Attendance Report

At the bottom of the dashboard, it states: "Copyright © 2021-2022 Zero Byte. All rights reserved. Contact: shahedbddev@gmail.com" and "Version 1.0.0".

# Summary Report:

Business ERP

Demo User

Business ERP **New**

POS

Invoice

Item

Purchases

Expense

System Settings

Human Resource

Manage User

Sales Report

Purchases Report

Item Report

Summary Report

Date Type: Monthly

Sl. No.	Date	Sales Total	Sales Paid Total	Sales Due Total	Purchases Total	Purchases Paid Total	Purchases Due Total	Expense Total	Expense Paid Total	Expense Due Total
1	May-2022	1319.63	152.41	1167.22	0	0	0	1206800	1206800	0
2	April-2022	0	0	0	0	0	0	0	0	0
3	March-2022	0	0	0	0	0	0	0	0	0
4	February-2022	0	0	0	0	0	0	0	0	0
5	January-2022	0	0	0	0	0	0	0	0	0
6	December-2021	0	0	0	0	0	0	0	0	0
7	November-2021	0	0	0	0	0	0	0	0	0
8	October-2021	0	0	0	0	0	0	0	0	0
9	September-2021	0	0	0	0	0	0	0	0	0
10	August-2021	0	0	0	0	0	0	0	0	0
11	July-2021	0	0	0	0	0	0	0	0	0
12	June-2021	0	0	0	0	0	0	0	0	0
		Σ: 1319.63	Σ: 152.41	Σ: 1167.22	Σ: 0.00	Σ: 0.00	Σ: 0	Σ: 1206800.00	Σ: 1206800.00	Σ: 0.00

Copyright © 2021-2022 Zero Byte. All rights reserved. Contact: shahedbddev@gmail.com

Version 1.0.0

# Product Wise Sale Report

Business ERP

Demo User

Business ERP **New**

POS

Invoice

Item

Purchases

Expense

System Settings

Human Resource

Manage User

Sales Report

Transaction Summary

Product Wise Sale

Product Wise Sale Report

Show 20 rows Export

Search:

Id	Sales Date	Item	Invoice No	Customer Name	Unit Price	Quantity	Discount(%)	VAT(%)	Total
7	5/13/2022	Milk	INV4	Walk in Customer	73.5	2	0	3.68	152.41
6	5/13/2022	Milk	INV2	Walk in Customer	73.5	3	0	3.68	228.61
5	5/13/2022	Tomato	INV2	Walk in Customer	31.5	1	0	1.58	32
4	5/13/2022	Coccacool	INV1	Walk in Customer	94.5	3	0	4.73	296.91
3	5/13/2022	Orange	INV1	Walk in Customer	157.5	1	0	7.88	169.91
2	5/13/2022	Icecream	INV1	Walk in Customer	231	1	0	11.55	257.68
1	5/13/2022	Steel Water Bottle	INV1	Walk in Customer	168	1	0	8.4	182.11

Showing 1 to 7 of 7 entries

Previous 1 Next

Copyright © 2021-2022 Zero Byte. All rights reserved. Contact: shahedbddev@gmail.com

Version 1.0.0

## Payment Detail Report:

**Payment Detail Report**

Show 20 rows    Export    Search:

ID	Payment Id	Item Id	Item Name	Quantity	Unit Prize	Total Amount	Date
7	3	20	Milk	2	73.5	152.41	5/13/2022
6	2	20	Milk	3	73.5	228.61	5/13/2022
5	2	23	Tomato	1	31.5	32	5/13/2022
4	1	21	Cocacoal	3	94.5	296.91	5/13/2022
3	1	19	Orange	1	157.5	169.91	5/13/2022
2	1	22	Icecream	1	231	257.68	5/13/2022
1	1	25	Steel Water Bottle	1	168	182.11	5/13/2022

Showing 1 to 7 of 7 entries

Previous **1** Next

Copyright © 2021-2022 Zero Byte. All rights reserved. Contact: shahedbddev@gmail.com    Version 1.0.0

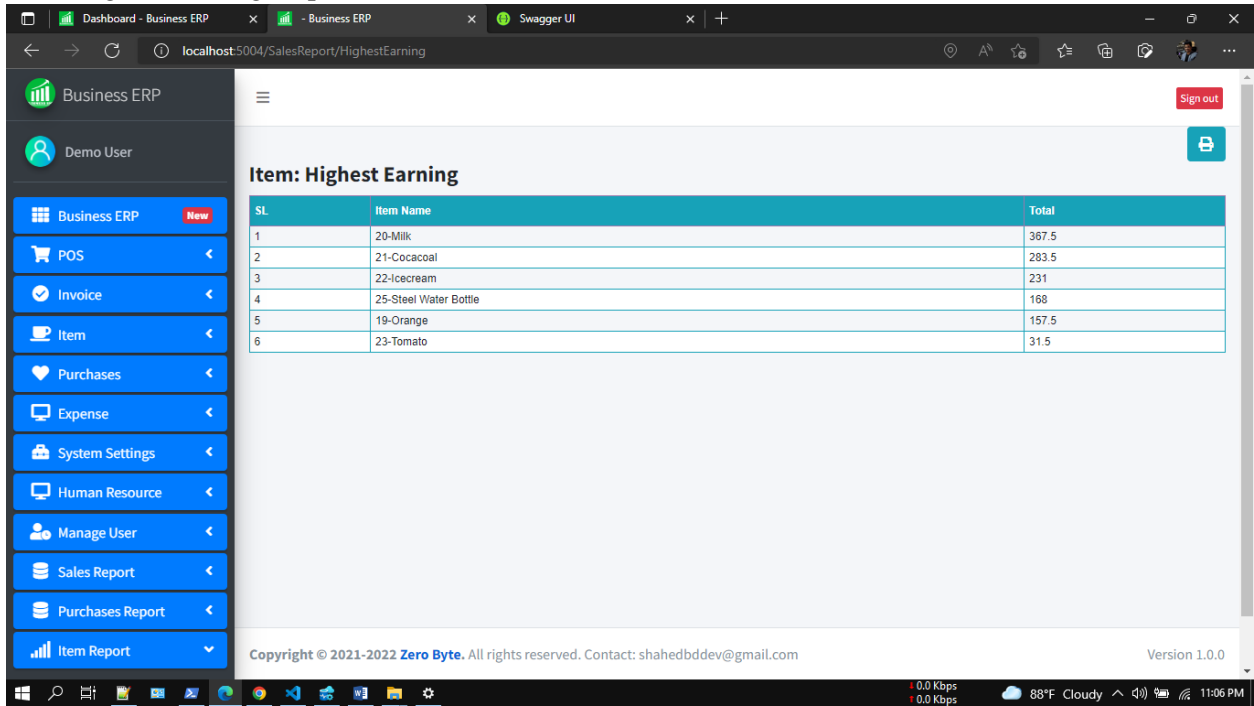
## Transaction by Month Report:

**Transaction By Month**

SL	Date	Quantity Sold	Total Trans	Total Earned	Total Due
1	May-2022	12	3	152.41	1167.22
2	April-2022	0	0	0	0
3	March-2022	0	0	0	0
4	February-2022	0	0	0	0
5	January-2022	0	0	0	0
6	December-2021	0	0	0	0
7	November-2021	0	0	0	0
8	October-2021	0	0	0	0
9	September-2021	0	0	0	0
10	August-2021	0	0	0	0
11	July-2021	0	0	0	0
12	June-2021	0	0	0	0
		Σ: 12	Σ: 3	Σ: 152.41	Σ: 1167.22

Copyright © 2021-2022 Zero Byte. All rights reserved. Contact: shahedbddev@gmail.com    Version 1.0.0

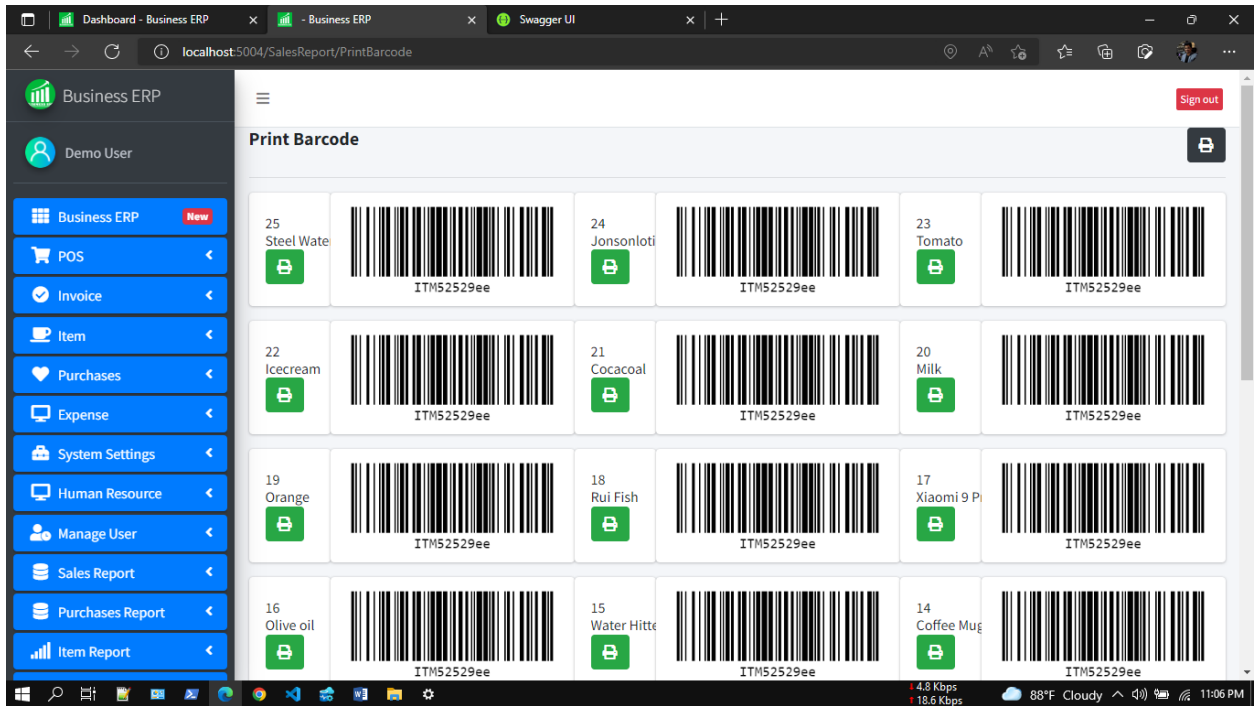
# Item: Highest Earning Report:



The screenshot shows the 'Item: Highest Earning' report in the Business ERP system. The interface includes a sidebar with navigation options like Business ERP, POS, Invoice, Item, Purchases, Expense, System Settings, Human Resource, Manage User, Sales Report, Purchases Report, and Item Report. The main content area displays a table with columns for SL, Item Name, and Total. The table lists six items: 20-Milk (367.5), 21-Cocacoal (283.5), 22-icecream (231), 25-Steel Water Bottle (168), 19-Orange (157.5), and 23-Tomato (31.5). A 'Sign out' button is visible in the top right corner. The footer contains copyright information for Zero Byte and the version number 1.0.0.

SL	Item Name	Total
1	20-Milk	367.5
2	21-Cocacoal	283.5
3	22-icecream	231
4	25-Steel Water Bottle	168
5	19-Orange	157.5
6	23-Tomato	31.5

# Print Barcode



The screenshot shows the 'Print Barcode' page in the Business ERP system. The interface is similar to the previous report, with a sidebar and a main content area. The main content area displays a grid of 16 items, each with a barcode and a print icon. The items are: 25 Steel Water, 24 Jonsonloti, 23 Tomato, 22 Icecream, 21 Cocacoal, 20 Milk, 19 Orange, 18 Rui Fish, 17 Xiaomi 9 P, 16 Olive oil, 15 Water Hitts, and 14 Coffee Mug. Each item's barcode has the ID 'ITM52529ee' below it. A 'Sign out' button is visible in the top right corner. The footer contains copyright information for Zero Byte and the version number 1.0.0.

## Demo Video Preview

<https://www.youtube.com/watch?v=Qjln5o6eX6w>

## App Screenshot:

<https://photos.app.goo.gl/sjTxR13cKXSPMgFC9>

## DB Migration:

```
Tools--> Nuget Package Manager--> Package Manager Console
```

```
PM> add-migration initcreate
```

```
PM> update-database
```

### Check .Net Version:

Press Windows + R.

Type cmd.

On the command prompt, type dotnet --version

## Tutorials:

IIS Deployment: <https://www.youtube.com/watch?v=2eI2EaII3PY&>

DB Connection: <https://www.youtube.com/watch?v=2Mv4-S-Cdw0&>

MySQL DB Connection: <https://www.youtube.com/watch?v=dt4M4SpgR5o>

# Supports:

If you want to modify or add new features, or any technical issues you have faced during installation you can always contact us at, [shahedbdev@gmail.com](mailto:shahedbdev@gmail.com)

Cell: +8801674411603

**WhatsApp:** +8801701227058

Skype: shahedatomap

Telegram: shahed71bd

**Youtube:** <https://www.youtube.com/channel/UCdHAVwuNUtfqZRFVI6qf7mg>